



### District Report Card: 2017


<b>State:</b> Tamil Nadu	<b>District:</b> Namakkal
<b>Class:</b> 5	<b>Subject:</b> Language
<b>Schools:</b> 60	<b>Students:</b> 1005


### Participation/Coverage


#### Students

<b>GENDER</b> 	Boys		Girls	
	Number	%	Number	%
	468	46.57	537	53.43

<b>AREA</b> 	Rural		Urban	
	Number	%	Number	%
	777	77.31	228	22.69

<b>CATEGORY</b> 	SC		ST		OBC		GEN	
	Number	%	Number	%	Number	%	Number	%
	293	29.15	117	11.64	591	58.81	4	0.40

<b>CWSN</b> 	LD	VI	HI	S&LD	ID	Oth
	1	0	0	3	3	2

<b>Management</b> 	Government		Government-aided	
	Number	%	Number	%
	861	85.67	144	14.33

### Average Performance of Students in Language (%)

Overall	Gender		Area		Management		Social Group			
	Male	Female	Rural	Urban	Govt.	Aided	SC	ST	OBC	GEN
54.46	54.32	54.59	54.08	55.76	52.47	66.34	54.61	59.37	53.29	73.33

## Performance on Learning Outcomes (LOs)

Learning Outcomes	Description	Average Performance(%)
L504	Reads and comprehends independently storybooks, news items/ headlines, advertisements etc.	54.83
L508	Reads text with comprehension, locates details and sequence of events	54.28

Range of Performance of Students who Answered Correctly							
Below 30%		30% - 50%		50% - 75%		Above 75%	
Number	%	Number	%	Number	%	Number	%
135	13.43	303	30.15	384	38.21	183	18.21

## Lowest Performing Learning Outcomes (LOs)

- 1 - Reads text with comprehension, locates details and sequence of events (54.28)
- 2 - Reads and comprehends independently storybooks, news items/ headlines, advertisements etc. (54.83)